

# RR 11T



**PL** / **TFORN**  
B A S K E T

RAIL ROAD ACCESS PLATFORM

*Made in Italy*



# RR 11T

Compact, lightweight and versatile for aerial railway light works.

The new **RR11T** is the small aerial telescopic platform recently developed by Platform Basket in order to make elevated railway maintenance extremely easy.

**The project** has been realized with the aim of offering extremely light and compact equipment that can be transported by road trailers with a maximum total weight of 3.5 tons and capable of working on railways up to a useful height of 10.5m with 230kg of payload and 2 people on board. RR11T offers the possibility of having a self-propelled platform for both rail and civil aerial work.



The equipment designed and developed therefore can be transported to the workplace with the use of pick-ups or vans equipped with tow hooks, with the aid of light trailers that can be used with traditional driving licences and extensions.

**The structure** of the RR11T is composed of a base car designed on track for road and off-road use that offers excellent grip on the ground in any ground condition together with a low specific load particularly designed to allow its movement even in the presence of delicate floors of railway stations.

The base car also offers a system of 2 hydraulically controlled rollers that allow for the positioning of the machine from tracks to railway wheels.

But the real advantage of this base car is **the hydraulic rotation of the tracks perpendicular to the 2 railway bogies, which allows easy access to the railway without the need for special alignment manoeuvres.**



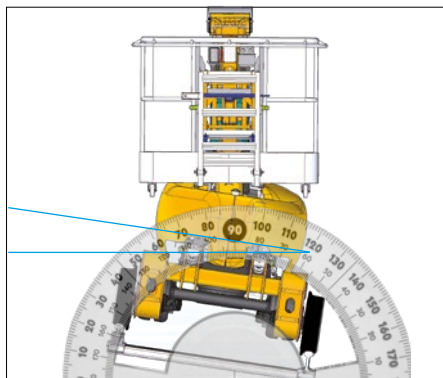
The 90° rotation of the tracks allows for an immediate switch from railway logistics to road logistics.

**The transmission** is realized with independent moto-wheels both for the control of the tracked carriage and for the transmission on railway wheels. Each railway moto-wheel is equipped with a negative brake to guarantee the stopping of the equipment in every condition of absence of motive power. In combination with a two-speed system, RR11T can be used at a speed of up to 10km/h on the railways.



**The power** is delivered through a diesel endothermic engine of 10.5 KW power. On request it will also be possible to equip it for fully electric operation with lithium-ion batteries in order to make the equipment suitable for use in tunnels, subways and inside buildings such as hangars, stations, etc.

**The upper structure** is composed of a 360° rotating turret with automatic levelling of the basket even in the presence of a railway inclination (CANT) up to 180mm with 1435mm of gauge. Its articulated arms make it extremely compact and suitable for entering and leaving the railroad even in the presence of a road open to traffic.



The machine can be operated using a remote control unit fitted on the basket or by the operator from the ground when there is no load in the basket.

## Main technical features

- 230 Kg basket self working load
- 10,50 m working height
- 5,70 m side outreach
- Two-seater basket
- Self levelling of the upper structure
- Independent drive transmission on tracks & railway
- Diesel Kubota engine 10,5 kW
- Towable on regular 3,5 Ton GVW trailers
- Removable and interchangeable Basket

Through a sequence of copper braids of 35mmq, located between the various joints of the platform, the equipotential between the operator basket and the railway track is guaranteed to ensure the safety of personnel on board in the event of electric spikes.

The all-aluminium aerial basket offers the possibility of accommodating up to 2 people on board (230kg).

### Main fields of use:

- In the civil sector, also thanks to the limited weight of the equipment and ground load, the RR11T is suitable for maintenance work in the shelters of railway station platforms and for general maintenance of the railway station itself.
- Rail access for light maintenance work, such as signalling, lighting and railway power lines in general.
- In tunnels and in the underground for general maintenance inside buildings such as stations. Equipment provided with lithium-ion batteries to allow for clean energy with 0 emissions.



The remote control unit allows for easy operation of all machine functions. Operating the RR11T can almost feel like playing a game.



**Measurement pantograph**  
(upon request).

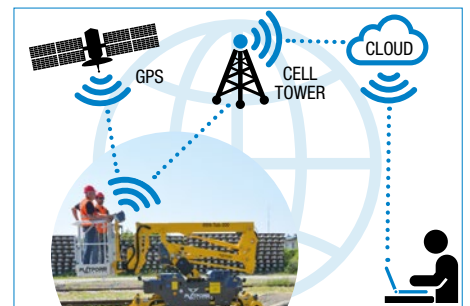
Grounding and measuring pantograph that allows for approval in France according to the country's safety standards and, moreover, enables the monitoring of the catenary height relative to the railroad tracks.



Flexibility at the top while operating the machine on tracks or on the ground without any stabilization even in narrow doorways.



**Anemometer** (optional)  
For monitoring and warning that the maximum permissible wind speed (45km/h) has been reached.



**Tele-diagnostics and Geo-location** (optional)  
Device installed on board of the equipment that allows for remote control by personnel in order to maintain efficiency with the platform at work.

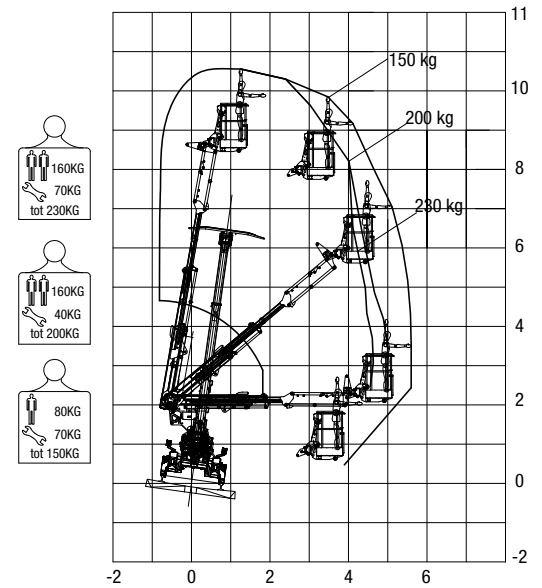
# RR 11T

## Technical specifications (1435 mm gauge)

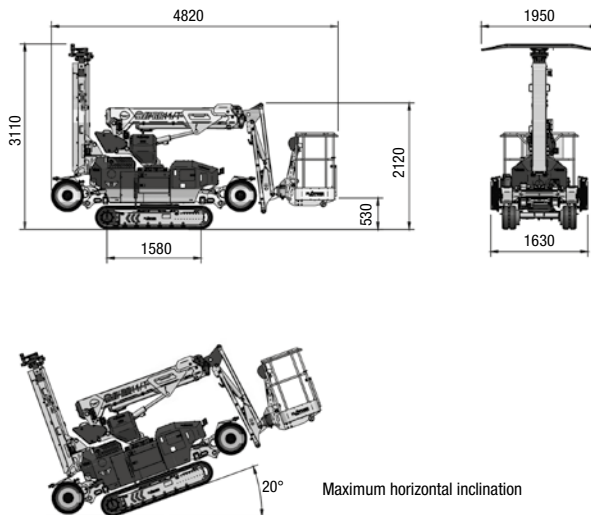
<b>Max working height</b> (static)	<b>10,50 m</b>
<b>While driving</b> (dynamic)	-
<b>Max. lateral outreach</b> (static)	<b>5,7 m</b>
<b>While driving</b> (dynamic)	-

Rotation angle (mech. Set up)	deg 180° + 180°
Basket rotation	deg 70° + 70°
Lenght in stowed position	4,12 m
Min. stowed width	1,60 m
Min. stowed height	2,30 m
Weight	2900 kg
Max driving speed in travelling mode on railway	10 km/h (Rail)
Max travelling speed in working mode on railway	2 km/h (Rail)
Max driving speed in travelling mode on tracks	2 km/h (Crawler)
Max travelling speed in working mode on tracks	2 km/h (Crawler)
Minimum turning radius (Rail)	<40 m
Max turning slope (CANT)	100 (180)
Main engine power	10.5 kW (14 Hp)
Basket SWL	230 kg
Max allowed wind speed	45 km /h

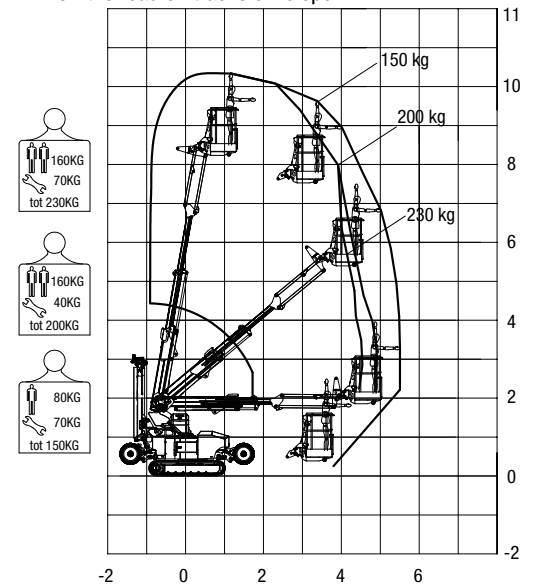
## On the railway envelope



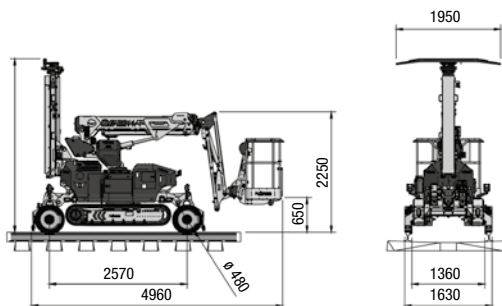
## Overall dimensions when on tracks



## On the road on tracks envelope



## Overall dimensions when on railway (1435 mm gauge)



## Accessories:

**Electric version with lithium batteries**  
as to replace the endothermic engine.

Version designed specifically for work in indoor environments where noise and pollution are off-limits.

### Single-seater basket

If the size of the basket affects the positioning of the it can also be possible to equip the model with a single-seater basket, only suitable for a single operator, which allows for an improved overall agility

### Non-marking tracks for base car

It can also be used inside buildings with delicate floors where the rubber must not leave traces on the ground.



**PLATFORM BASKET**  
Via Montessori, 1 - 42028 Poviglio - RE - Italy  
Tel. +39 0522 967666 - Fax +39 0522 967667  
info@platformbasket.com



VIDEO  
PROFILE

[www.platformbasket.com](http://www.platformbasket.com)